

PRO-HBH **COMMERCIAL / INDUSTRIAL CONTINUOUS DUTY BELT DRIVE JACKSHAFT WITH EMERGENCY CHAIN HOIST**

Designed for use on large industrial sectional doors with high or vertical lift track and rolling doors and grilles

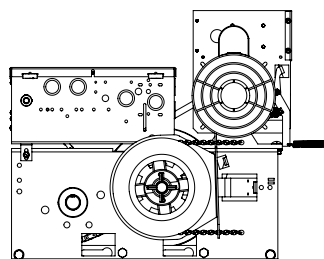
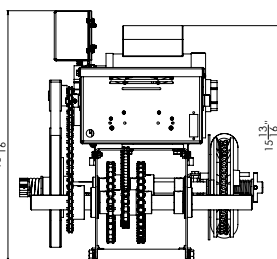
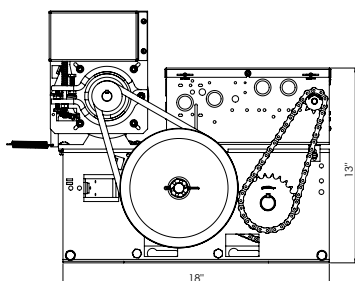
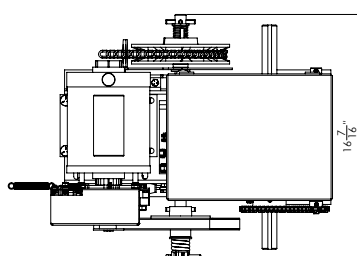
STANDARD FEATURES

- Warranty: 4 years or 100,000 cycles, whichever comes first
- 24V class 2 control circuit with 40VA transformer to protect against short circuit
- On board receiver with antenna
- External radio control terminal strip
- Low friction powder metal limit cam nuts with fully adjustable rotary type limit switch assembly
- Three button open-close-stop control station Nema-1
- Continuous duty industrial motor with overload protection
- Motor removable without affecting limit settings
- Heavy duty 5L V-belt
- Adjustable friction clutch
- Solenoid brake standard
- #50 roller chain and sprockets on final drive
- 3/4" permanently lubricated & sealed precision ball bearings on pulley shaft
- Final stage of reduction cast iron 1" flanged bearings permanently sealed and lubricated
- Emergency chain hoist with electrical cut-out switch for manual operation
- Chain keeper
- Left or right hand mounting (must specify at time of order)
- Baked on dark grey coat finish
- Shipping weight 100 lbs
- N-1 Nice photocells included for doors up to 24' wide
- Hand chain for door shaft up to 16' included



When ordering a PRO-HBH operator, supply Nice with the following information:

- Door height
- Door width
- Type of door
- Horsepower
- Voltage Phase
- Safety devices
- Door shaft diameter & door shaft key size
- Mounting (LH or RH, Bracket or Wall mount)



WALL MOUNT

BRACKET MOUNT

